

Junio 6<sup>th</sup> -  
Centro Costa Salguero

NEW  
DATA

XVIII International Plastics Exhibition

# argenplás 2022

June 6<sup>th</sup> - 9<sup>th</sup>, La Rural  
Buenos Aires, Argentina  
[www.argenplas.com.ar](http://www.argenplas.com.ar)



An industry  
committed to  
the environment,  
the circular economy  
and innovation.

- + 170 exhibitors
- + 18,500 attendees
- + 10,700 square meters
- + 60 conferences and workshops



## EXHIBITOR MANUAL

Organised by



Development by



Comercial  
Development



## WELCOME

On behalf of MBG & EVENTS and Argentine Chamber of the Plastic Industry (CAIP) we would like to welcome you to Argenplás 2022.

This manual has been prepared to simplify your Company's participation in this Exhibition. Please consider this as a guide to ensure your success at the event.

### .Organizadores

#### **MBG & EVENTS**

Av. de Mayo 605, 4° Piso  
C1084AAB, Buenos Aires,  
Argentina  
T: (54 11) 4343-7020  
F: (54 11) 4343-7020 Int. 499  
E: [Info@argenplas.com.ar](mailto:Info@argenplas.com.ar)  
W: [www.mbgevents.com.ar](http://www.mbgevents.com.ar)

#### **CAIP**

Jerónimo Salguero 1939  
CABA, Argentina  
T: (54 11) 4821-9603  
F: (54 11) 4826-5480  
E: [caip@caip.com.ar](mailto:caip@caip.com.ar)  
W: [www.caip.org.ar](http://www.caip.org.ar)



## CONTENTS

Welcome .....	2	Electrical Power .....	12
Welcome .....	2	Water and Drainage .....	14
Contact Us .....	3	Stand Maintenance & Merchandise Restock .....	14
Public Opening Hours and Location .....	3	Parking .....	15
Timing Plan .....	4	Fire Extinguishers .....	15
La Rural Regulations .....	5	Disassemble .....	15
Stands Specifications .....	6	Third Party Liability Coverage .....	18
What the contracted venues do not include .....	6	Credentials and Insurance Coverage .....	19
Regulations for the Builder .....	7	Credential Delivery .....	20
Layout Presentation .....	7	Foreign Exhibitors .....	21
Floors .....	8	Official Suppliers .....	21
Building Heights .....	8	Filming and Photography .....	21
Mezzanines .....	9	Prohibitions .....	21
Hanging Structures .....	10	Official Catalog .....	24
Hanging Request .....	11	Emergency Telephone Numbers .....	24
Equipment Demonstration .....	11		

## CONTACT US

### Board of Directors of MBG & Events S.A

.Gabriel Pascual  
Managing Director MBG & Events S.A.

José Gallo  
CFO COO MBG & Events S.A.

### Marketing / Press Department

**Walter Ivitz**  
T: (54 11) 5219-1554  
C: (54 9 11) 6178-5027  
E: Walter.Ivitz@pwievents.com

### Technical Management

Ana Ribarich  
C: (54 9 11) 4406-6424  
E: anagribarich@yahoo.com

### Operations Department

**Marisa Di Palma**  
C: (54 9 11) 4406-7782  
E: Marisa.dipalma@mbgevents.com.ar

### Administration Area

**Emmanuel Longo**  
E: emmanuel.longo@mbgevents.com.ar

### Commercialized by PWI EVENTS

**Pablo Wabnik**  
Director & Founder PWI EVENTS  
P: (54 11) 5219-1553  
C: (54 9 11) 5459-0054  
E: Pablo.Wabnik@pwievents.com  
Skype: Wapnikp

**Sergio Herrera**  
Sales Executive  
P: (54 11) 5219-1553  
C: (54 9 11) 5825-1311  
E: Sergio.Herrera@pwievents.com  
Skype: Herrera.Sergio

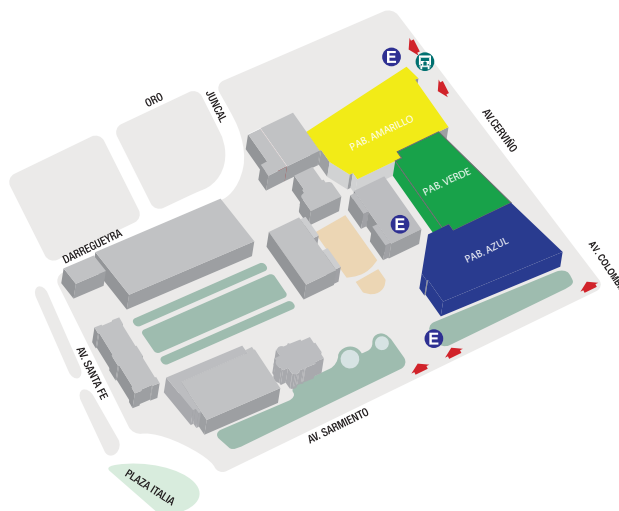
## LUGAR Y HORARIOS DE APERTURA AL PUBLICO

Monday June 6th to June 9th from 14:00 to 20:30

Site: La Rural Yellow Pavilions

**Pedestrian Entrance:**  
A: Sarmiento Av. 2704

**Parking:**  
D: Sarmiento Av. 2704  
A: Cerviño Av.4476



Those under 18 years of age, even those accompanied by an adult  
You will NOT be able to enter the exhibition for any reason.

## TIMING PLAN

### Assembly Construction

02/06/22	Empty Stand	16:00 a 22:00hs.
03/06/22	Empty Stand	08:00 a 22:00hs.
04/06/22	Empty Stand	08:00 a 22:00hs.
05/06/22	Empty / Full Stand	08:00 a 24:00hs.
06/06/22	Empty / Full Stand	00:00 a 11:00hs.
2/06 al 06/06	Credential withdrawal at La Rural (to be informed by mail)	

### Exhibition

		Expositores	Visitantes
07-08-09/006	Stand Maintenance and Merchandise Restock	11:30 a 13:30hs.	
06/06/22	Opening to the Public	14:00 a 20:30hs.	
06/06/22	Opening ceremony	A definir	
09/06/22	Last day of Exhibition	14:00 a 20:30hs.	

### Stands Disassemble

09/06/22	Closing of Event Hall	22:45hs.
09/06/22	Electric shut down	21:00hs.
09/06/22	Removal of Personal Items	21:00 a 22:30hs.
09/06/22	Opening of loading doors	22:00 a 24:00hs.
10/06/22	Opening of loading doors	00:00 a 24:00hs.
11/06/22	End of disassemble	00:00 a 12:00hs.

### Formularios

13/04/22	Machinery Exhibition	Exhibitor's Area
02/05/22	Layout Submission	Exhibitor's Area
02/05/22	Electricity and Water Consumption	Exhibitor's Area
10/05/22	Official Catalog Closing Registration	info@emmafiorentino.com.ar
10/05/22	New Product Launch (Not Mandatory)	info@emmafiorentino.com.ar
18/05/22	Application for Credentials	Exhibitor's Area
18/05/22	ART Certificates   Personal Accidents	operaciones@argenplas.com.ar
18/05/22	Civil Liability	operaciones@argenplas.com.ar

A partir del 26/05 Credentials may be downloaded from the web and printed from

## LA RURAL REGULATIONS

The floor of the pavilions of La Rural may support a load of up to 2 tn/m<sup>2</sup>.

- The spraying of cellulose paints on any kind of objects inside the Exhibition Center is forbidden. The deposit or exhibition of hazardous, flammable, explosive or unhealthy materials that give off unpleasant odors and that may cause a nuisance to other exhibitors or the visiting public is not permitted..
- Modification of facilities is forbidden, as well as painting, fixing plugs or making slabs of any kind, such as hanging materials on any structural element, unless expressly authorized in writing by the Fair Management.
- All services are subterranean and are supplied from conduits (telephony, electric power, water, drainage, etc.) and will be distributed with the wiring or conduit on the surface from the conduit closest to the requested point. Conduits are located every 8m transversally. Only companies contracted by La Rural, Buenos Aires Exhibition Center or its personnel are authorized to carry out facilities installations.
- All service installations must be carried out before the carpeting, and the information on their location must be provided to the Organizer in advance, sending the electrical layout and additional services, with the corresponding location and service specifications.
- Connections will be made only by personnel of the Venue Administration.
- The concept for the assembly of the different elements that materialize an exhibition and/ or event will be to ASSEMBLE and NOT TO MANUFACTURE, i.e., the Stands, furniture, exhibitors, platforms, etc., may not be grinded, welded or painted with a blowtorch inside the Venue, but shall be fabricated in the workshop and assembled at the Venue.
- As an exception, the Stand or installation constructor must request a special permit 48 hours in advance for the development of tasks involving grinding, paint spraying, cutting or welding so that this possibility can be analyzed, and the necessary control and prevention measures may be implemented. Said measures shall be indicated by the Executive Committee, and shall be under the responsibility and cost of the constructor requesting the permit which shall refer to: (i) Placing beacons around the perimeter of the area affected by the tasks, and (ii) providing additional surveillance personnel during the work, and additional fire extinguishers.
- The Executive Committee shall be empowered to

determine whether the characteristics of the tasks and the safety conditions for performing them are optimal or not, in which case it may determine the stoppage of the same without the right to any claim by any interested third party.

- Exhibitors are responsible for the cost of repairing, restoring or renovating, in all cases, any damage or injury to the building or any part thereof, including Stand structure, floor covering and electrical connections whether caused by themselves, their agents or contractors or by any person or persons employed by them. The cost of repairing any damage shall be calculated by the Assembly Contractor, and the total will be charged to the Exhibitor. The Organizer, together with the owner of the property, will inspect the site prior to the assembly and after the disassembly of the Exhibition.
- La Rural and the Executive Committee may refuse the admission to persons and/or items that do not comply with the points described above, or those included in the General Rules for Assembly and Installations. In the event that the assembly or installation of the Stand is being carried out and non-compliance with any of these points or the aforementioned rules is detected, La Rural may proceed to interrupt the power supply to the Exhibitor and request the personnel who are assembling the Stand or installation to withdraw it from the Exhibition Premises, until non-compliance is cured.
- La Rural reserves the right of admission for future events with respect to those stand builders or installations that do not comply with this appendix and the General Rules for Assembly and Installations.

**The entry of minors under 18 years of age into the pavilions during assembly is strictly prohibited. and the disarming of the event.**

**The use of a helmet is mandatory, as a safety measure, during all the period of arming and disarming.**

## STANDS SPECIFICATIONS

---

### COMPLETE (UNDER PAVILION)



#### The contracted area includes:

- Panels on the sides (as applicable).
- Banner with Company Name and Stand Number
- Carpet
- *Lighting (3 quartz lamps on rail)\**
- 1 power outlet\*
- 1 desk\*
- 2 chairs
- Publication in the Official Catalog of the Exhibition
- Publication on the Exhibition Web Site with contact details
- 1 Exhibitor credential per each 5m<sup>2</sup> (max. 10)
- 1 "Stand Personnel" identification card for every 4m<sup>2</sup>
- Carpeting in walkways

\* *Every 9 meters.*

### EMPTY (UNDER PAVILION)



#### The contracted area includes:

- Espacio libre de construcción
- Panelería divisoria (según corresponda, de 2,5mts. de altura)
- Figuración en el Catálogo Oficial de la Exposición
- Figuración en la Web de la Exposición
- Manual de Servicios de la Exposición
- 1 credencial de Expositor por cada 5m<sup>2</sup> (max. 10)
- 1 credencial de "Personal de Stand" por cada 4m<sup>2</sup> (max. 20)
- Alfombra en pasillos

### Regulations for Complete Stand Exhibitors

It is not allowed to fix, nail, paint or perforate the stand's paneling, only double-sided tape may be used.

MBG & Events S.A. will not grant any financial credit for unused materials.

No substitution of items included in the package is allowed.

Any change of carpet color must be negotiated in advance with the assembly contractor. The Exhibitor shall pay the costs incurred for such change directly.

## WHAT THE CONTRACTED VENUES DO NOT INCLUDE

---

- Electric Power Supply (kW)
- Parking permits
- Stand cleaning
- Stand security
- Civil Liability Insurance (See Operations Manual)
- Accident Insurances (See Operations Manual)
- Constructive, electrical and decorative items (Only Empty Stand)
- Carpet (Only Empty Stand)

## CONSTRUCTOR'S REGULATIONS

---

Materials or display items shall not exceed the established limits.

Public areas, fire extinguishers, entrances and exits should not be obstructed. No items should be stored in these areas.

It is forbidden to pick, drill, weld, cut, paint, hang from, lean on and/or deteriorate walls, pavements, columns, roof, and all existing installations of the Venue.

Any wet construction is prohibited.

Ceilings, in all cases and even if they do not exceed 2.5m height, shall be self-supporting, i.e., they cannot rest on the dividing walls.

Modules should be prefabricated to avoid as much work inside the venue as possible. If this is absolutely necessary, the carpet and floor must be protected with plastic to prevent damage.

Any painting work with a blowtorch inside or outside of the facilities of the Venue is not allowed.

All types of wood, fabrics or carpets used in the stand must be treated with chemical fire retardant.

Empty stands must cover the floor with a carpet or any other suitable material.

All stands must have a fire extinguisher. The installation of lighting fixtures must ensure

that they do not cause any inconvenience to the public or

to the surrounding stands.

### Machinery

Machines shall be located at least 1m apart from each other, without exception.

Machines in operation must have a separation proportional to their size that allows the free movement of their mobile elements, the safety of employees and public, a minimum of 1m in front of the stand.

Entry of heavy machinery must complete the Machinery Exhibit in the Exhibitor's Area form, for approval by the Technical Management, on April 13th.

**IMPORTANT: The space used by the exhibitor for the construction of the stand must be returned to the Organizer in the same conditions in which it was delivered for construction and in due time. Due to the repeated inconveniences with this issue, the Committee has decided that at the time of submitting the layout with the project of the stand to be built, the technical director of the event should evaluate the number of dump trucks to be hired and paid for. The operations department will contact the exhibitor to inform him/her.**

## LAYOUT PRESENTATION

---

Exhibitors must submit the layouts:

In the Exhibitor's Area, logging in with their user name and password.

On Wednesday, May 2nd, they must submit the layout of their stand in scale 1:100 or 1:50, a floor plan and an elevation with the corresponding elevations and the location of the items and equipment of their stand.

Include on the layout of the electricity panel and water connection, if any.

The layout should identify the company name and stand number. In the event that the design is made by a contractor, such layout must include the contractors' name, cell phone number and e-mail address.

Stands of more than 30m<sup>2</sup> and/or more than one floor must be in charge of a professional (architect or registered engineer).

### Technical Management

Arch. Ana Ribarich

E: anagribarich@yahoo.com

Structural Assembly Queries

### Structural Assembly Queries

E: tecnica@larural.com.ar

## FLOORS

- Floors may not be plastered, painted or covered with granular materials. The floor may be covered with pallets, carpets or floor coverings on pallets.
- All carpets should be installed with Bi-Faz tape of your choice of width. The recommended type of tape is RAPIFIX BI-FAZ 0580, CYNDIL or DUNCAN, depending on your choice.
- It is forbidden to perforate, break, damage or dig channels in the floor.
- The use any type of contact glue on the Pavilions floor is forbidden.
- Repairs to carpeting already in place must be made with Bi-Face tape.
- All types of fabrics used in the stand must be fireproofed and must be accompanied by a certificate of fireproofing of materials signed by a safety engineer. Likewise, the product used for fireproofing must be approved by the National Institute of Industrial Technology (INTI).
- The entire perimeter of handmade stands that require the use of plaster, putty, paint or building materials must be covered with nylon, cardboard or other protective element.
- The maximum resistance of the floor is 2Kg per cm2. Heavy objects, machines or columns must distribute the weight by resting on iron plates or wooden planks of sufficient dimension. No foundations or basements are allowed. All constructions must rest on the existing floor, without breaking it. The covers of the service supply ducts may not be used to support specific loads.

## BUILDING HEIGHTS

For the purpose of a greater architectural development of the Stands, other maximum heights are established, which must respect the distances to be preserved in relation to the dividing walls of the adjacent Stands and/or aisles.

### Linear Stand (L):

It has one or more walls with another stand.

- Maximum height 2.5m, without setback.
- Height greater than 2.5m up to 5m max, minimum setback from party wall 1.00m.

### Stand Peninsular (P):

It has corridors on 3 of its sides..

- Maximum height 2.5m, without setback.
- Height greater than 2.5m up to 5m maximum (on the back wall), 1m minimum setback from the party wall.

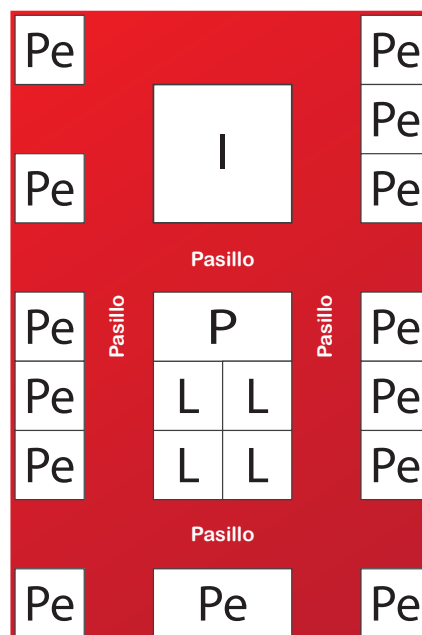
### Perimeter Stand (Pe):

It is located against the walls of the premises, and may only reach a height of 3.4m on the back wall, and 2.5m on the side walls will be unique and mandatory.

### Island Stand (I):

They may have a maximum permitted height of 6m.

These Regulations refer only to the design and configuration of Stands. Please ensure that the Stand design conforms to these references with respect to your particular design configuration.



L: Stand Lineal  
P: Stand Peninsular  
Pe: Stand Perimetral  
I: Stand Isla

**Should you have any questions regarding the information provided here, please contact:**

**Technical Management**

**Arq. Ana Ribarich**

**E: [anagribarich@yahoo.com](mailto:anagribarich@yahoo.com)**



## MEZZANINE

In the case of Stands on 2 levels (mezzanines), the exhibitor must present, compulsory and jointly,

together with the layout designs, the Memorandum

of Calculation of the mezzanine a report signed by a competent professional (Engineer or Architect) specifying their License Number, in which it is guaranteed that the transitory installations comply with the regulatory and safety conditions for their use. Mezzanines must support a load of at least 500 kg per m<sup>2</sup> and may not exceed 30% of the leased area.

The aforementioned is also valid for Stands or structures that collect material or accommodate loads of public or operators on mezzanines, stages, stands, raised platforms, technical mangroves, etc., as well as for those that due to their physical characteristics (height, shape, weight, etc), La Rural or the Municipal Authority may determine that the presentation of supporting documentation is necessary.

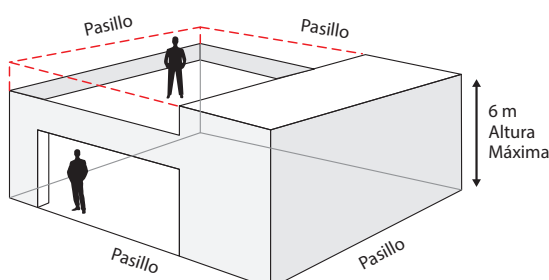
### Safety Requirements:

- Signal indicating the maximum capacity next to the access stairway.
- 5 Kg ABC type fire extinguisher minimum per stand.
- Stairs must have handrails on both sides and must be made of non-slip materials or shall have a non-slip strip on each step.
- The entire area perimeter must be enclosed by handrails of regulatory height, duly fastened to the structure.

In all cases, the element(s) exceeding 2.5m height shall have all their faces treated with the same hierarchy in order not to interfere with the aesthetics of neighboring Stands.

Signs and publicity announcements exceeding 2.5 m height shall comply with such condition

**hose walls and/or fronts facing aisles must be transparent on 50% of their surface, so as not to interfere with the view of neighboring Stands.**



**Together with the signed Calculation Report, the following documentation must be submitted:**

- Structure Plan (in addition to that of the Architecture) indicating: section of columns, materials, main and secondary beams materials, main and secondary beams, mezzanine closing material, column floor support form and that of union with beams.
- Constructive technical description of the structural system to be used.
- Load analysis with the overload to be used depending on usage.
- Verification of forces requested in bending and to the cut of the beam of greater work and cantilever, as appropriate.
- Stand Views, in addition to the renders.
- Detail of forms of union to use.

**On the way up the stairs, wear in a perfectly visible place a sign indicating the number of people maximum and simultaneous to bear.**

**You should indicate approximately time that they schedule the assembly of the mezzanine structure so that it can be verified before closing it.**

**Renders such as plants and views have to be consistent and verifiable with each other.**

**All documentation must clearly show how the mezzanine and how it will be assembled.**

**Likewise, the veracity of the documentation and the final result will be documented through a written and photographic report. An Architect will be in charge of verifying, controlling and approving the armed mezzanine.**

### Technical Management

Arq. Ana Ribarich

E: [anagribarich@yahoo.com](mailto:anagribarich@yahoo.com)

## HANGING STRUCTURES

---

For all the structures and/or elements that will be installed hanging from the metallic reticulated structure of the Pavilions (or of the different sectors), a hanging floor layout must be submitted with the description of the elements to be hung, endorsed by a professional registered with incumbency on the subject (engineer and/or architect) with its corresponding signed Calculation Report.

### The information to be presented shall consider the following points as a reference.

1. Only the hanging of elements on the main structure of the roof of the pavilions (metal trusses) will be admitted. No hanging of any kind will be allowed on the secondary structure (straps, bracing, technical walkways), nor on the technical installations (ducts, conduits, lighting and audio fixtures).
2. The hanging of trusses, lighting fixtures, sound, video, lifting equipment, and decorative elements such as mirror balls, banners, fabrics and tensoforms will only be allowed, provided they meet the requirements specified in this manual and do not exceed the kilograms allowed per knot.
3. All suspended elements will have a security system made up of steel cables, guaranteeing their safety.
4. The hanging of corporate borders, posters, racks, decorative frameworks, vegetation and any other element outside of those described in point 2 will not be allowed.
5. Only the hanging of those components necessary for the installation and suspension of canvases (banners), tensoforms and other decorative elements which weight is less than 5kg/ml (5 kilograms per linear meter) will be allowed. Said elements will be exempted from submitting documentation for their approval.

### General conditions for hangings

It is recalled that the support elements must only be hung from the lower nodes of the lattice beams of the roof structure of the pavilions, and which maximum admissible weight is 100Kg/Node or 200 every 2 nodes without tolerance margin, in the Yellow pavilion.

It is also important to add that in no case will hanging be allowed in the horizontal sections of

structure cords, that is to say that it will only be allowed to hang on the actual knots or hanging points. If, due to design or layout issues, the knot position is not

convenient, another support structure must be placed to complement the knots and then another one that allows reaching the point required by the layout, always respecting the maximum admissible values per hanging point, depending on the pavilion in question.

All supporting and to be supported elements must have an additional safety lanyard so that in the event of a possible failure of fastening, assembly or possible fatigue of the material, it is effectively guaranteed that the elements will not fall off or fall freely in whole or in part.

The acting professional must be licensed and authorized at the time of signing. He/she shall be responsible for the condition, conservation and validity of the structural elements used (i.e. that the elements to be used are not deteriorated due to aging or use, etc.)

Without prior approval by the E.C. of the required documentation, no element will be allowed to be hoisted until the points described in this circular are fulfilled.

Exhibitors who need to hang elements from the metal reticulated structure of the pavilions (or of different sectors) must contract the service exclusively with suppliers authorized for such purpose.

## HANGING REQUEST

---

### SUPPLIER:HANGINGSTRUCTURES

#### ILUMINEXPO SRL

**C: Sr. Julián Cerruti**  
**T: 4981-6772 / 15 4992-9070 / 54\*285\*360**  
**E: info@iluminexpo.com.ar**

#### CONGRESS RENTAL

**C: Soledad Chioconni**  
**T: 4777-5700**  
**Celular: (011) 15-6395-6101**  
**E-mail: schioconni@congressrental.com**

### CIELORRASOS

IN ALL CASES AND EVEN IF THEY DO NOT EXCEED 2.5 M IN HEIGHT, THEY MUST BE SELF-SUPPORTING, I.E., THEY CANNOT REST ON DIVIDING WALLS.

### LIMITS

No element may exceed the limits of the lot, nor the height established in the previous points. Companies that lease one or more lots separated by one or more corridors and wish to integrate them with their surface, shall submit a proposal to the E.C. who will determine the feasibility of its realization, the approval, modifications or disapproval of the project.

## FIRE EXTINGUISHERS

---

Para la prevención de incendios dentro del salón de exposiciones deberán tenerse en cuenta las siguientes normas:

1. Every stand of more than 50m<sup>2</sup> of surface area (covered and opened) must install, in a visible and fixed place, a multipurpose chemical powder extinguisher of 2.5kg capacity, for every 50m<sup>2</sup> of surface area or a multipurpose chemical powder extinguisher of 5kg capacity, for every 100m<sup>2</sup> of surface area. If more than one manual extinguisher is required, they shall be distributed throughout the stand area.
2. Exhibitors must have fire extinguishers inside their stands for quick use.
3. Exhibitors must ensure that Stand personnel
4. All the cables used must be made of insulation resistant to fire propagation (IRAM 2289 Category C) with reduced emission of smoke and toxic gases, and zero emission of corrosive gases.
5. Licensees who sign Certificates of Execution of Electrical Installations must verify compliance with items 1 and 3 above.
6. All Stands must have a fire extinguisher for the assembly, during exhibition and for disassembly.

## EQUIPMENT DEMONSTRATION

---

Exhibitors wishing to demonstrate equipment at the Stand during the Exhibition shall comply with rules as follows:

1. Provide the Organizer with full details of the presentation, in writing.
2. Avoid causing a nuisance with loud volume to visitors or other Exhibitors, e.g. the use of loudspeakers or sound in the Exhibitor's Stand. Presentation may only take place at the times stipulated by the Organizer, who may terminate the presentation at any time
3. Make sure to avoid any type of fire during the equipment presentation inside the Exhibition Hall.

## ELECTRICAL POWER

---

When installing the equipment, care must be taken to ensure that they do not cause any inconvenience to the public or to the surrounding Stands. The placement of devices on floors without some element of protection that avoids contact with the public is not allowed. Illuminated signs or decorations with neon tubes, which are placed within reach of the public, shall be placed behind glass panels, acrylic or any other element that effectively avoids contact with the public.

### Request of electricity consumption

Each exhibitor must request, with charge, the services of electric current in 220 V and 380 V for general lighting of the Stand and/or operation of machines or engines. To request Electricity Consumption, the Exhibitor must calculate the consumption of all the components that will need electric power, from lighting to the equipment installed in the Stand, basing their request on the calculation of simultaneous used power. Next, Form 3 "Electricity Consumption Request" shall be requested by accessing the Forms Section of the exhibition website: [www.argenplas.com.ar](http://www.argenplas.com.ar)

Then, Exhibitors must send such Form to MBG & EVENTS, along with the relevant payment before the deadline date, i.e. May 2, 2022.

In the event that the form is received after the deadline, the cost of the Kw will undergo a surcharge of 25%, except for those lots acquired after the deadline.

**THE COST PER KW WILL BE \$12.000.- (TWELVE THOUSAND PESOS) + VAT.**

No refund requests will be accepted for charges paid and not used.

### Load calculation

The unit of measurement for the calculation of electric power shall be the Kw (equivalent to 1000 watts), and this may not be fractioned. Likewise, the minimum power to be installed shall be 1 Kw per exhibitor.

If, once a higher consumption than the one requested by the Exhibitor is verified, the E.C. may cut off the supply or provide it, in which case the Exhibitor shall pay for the additional Kw.

### Electric Power Connection and Supply

It shall be carried out in accordance with the electrical services regulations of the Facilities, as detailed in the following paragraphs.

### Technical Requirements

The following are the minimum requirements to be complied with by exhibitors, electrical installers and licensees who sign the relevant Electrical Installation Execution Certificates.

Electrical power will be supplied to the different exhibitors from the perimeter panels (fixed location of 15 or 30 KVA depending on the case) and/or from aerial panels (variable positions along the gantry beams of 30 KVA power each).

Each exhibitor shall be responsible for the installation of its own stand, taking into account the criteria as follows:

In all cases, the connections shall be laid up to the existing outlets of the premises with workshop type cables, sintenax or simile lead of section according to the requested consumption, in one single piece, avoiding contact with sharp surfaces that could affect the installation thereof.

The power supply cable shall be a single piece and shall keep the double sheath throughout its development up to its entry to the panel, leaving no single-wire cables in sight at any point of the installation.

If terminal blocks or cable glands are used, they must be enclosed inside the panel and not in sight.

The ground wire shall have a minimum cross section of 2.5 mm<sup>2</sup> and shall withstand the short circuit current of the installation. It shall not have any sectioning and shall not pass through the differential switch.

All supporting metallic structures, supports, bases, columns, etc. of electrical devices, as well as the structure of the stand itself, must be solidly grounded.

No wiring is allowed on aisles floor, service gates, emergency exits or public circulation areas.

It must have an entrance panel with differential circuit breaker and thermo magnetic protection with a capacity according to its installed power. This panel shall be provided with a section of workshop cable of sufficient cross-section for the foreseen consumption or a minimum cross-section of 2.5 mm<sup>2</sup>, which shall be connected by Centro Costa Salguero personnel to the perimeter or aerial panels, as appropriate.

Single-phase connections shall only be allowed for powers up to 3 KVA. For higher powers, connections must be three-phase, and the single-phase consumption must be conveniently balanced so as not to generate harmful

imbalances in the installation.

It is mandatory that the “grounding” cable be GREEN-YELLOW colored and the “neutral” cable be only BLUE colored. The connection board must have a thermo magnetic circuit breaker, ground terminal and differential switch for each stand and it may not be flush with the ground, and shall be fixed to some structural element of the stand.

Inside the stands, only cables insulated with lead-free ecological PVC (IRAM 2183 standard) or the above-mentioned extra-flexible subway type may be used; the use of parallel type cables is strictly forbidden.

All halogen lamps located below 2.5 m in height must have a mesh or glass protection that prevents contact with the lamp.

Every light fixture or luminous sign that requires a special voltage must have a bipolar thermo magnetic protection, individually for each step-up transformer installed.

In the case of luminous signs located below 2.5 m in height, they must have an adequate enclosure and dielectric in order to prevent possible contact with components.

It will be mandatory, for motive force, conductors from the INPUT BOARD to the switches of each engine, starters with current limiter in all engines greater than 10 HP and safety devices for each of them.

All machines shall be grounded, and those installed on the floor or within public reach shall be protected against direct contact.

For consumptions over 30 KVA and up to 60 KVA, there shall be two input panels, with the above considerations being valid for each one of them.

**Failure to submit the corresponding certificate, La Rural will not make the final electrical connection of its Stand until such time.**

**Table 1**

Transformer 220 / 12 v	IN	Thermo mag. protection	Fuse
50 w	4,2 A	6 A	5 A
100 w	8,4 A	10 A	10 A
150 w	12,5 A	18 A	15 A
200 w	18 A	18 A	20 A
250 w	21 A	25 A	25 A
300 w	25 A	25 A	30 A
400 w	33,5 A	40 A	40 A
500 w	42 A	50 A	63 A

The section of conductors must be adapted to the power of the load and the length of the line. As a guide, they are listed in Table 2, which are recommended by the “Lighting Manual” of the Argentine Association of Lighting to feed dichroic 12 v.

**Table 2**

P/L	1	3	5	10	15	20	25	30
25	0,75	0,75	1	2,5	4	4	6	6
50	0,75	1,5	2,5	4	6	10	10	18
100	1	2,5	4	10	18	18	25	25
250	2,5	6	10	25	35	50	50	70
500	4	18	25	50	70	95	120	120

P: Transformer power, in Watts.

L: Length of the MBT line, in meters. Conductor sections in mm<sup>2</sup>

**Estimated consumption of electrical appliances:**

Computer and Monitor	0,6 kW
Laptop	0,4 kW
Refrigerator	0,5 kW
Freezer	0,5 kW
T.V.	0,2 kW
DVD player	0,1 kW
Coffee maker	0,1 kW
Plasma / LCD	0,5 kW
Data and Video Projector	0,5 kW

**How to calculate the Electricity Consumption per Stand?**

In case the Stand has a lighting of 3 quartz of 150 W each, it will have 450 W or 0.45 kW of lighting.

## WATER AND DRAINAGE

---

Exhibitors must request the water and drainage service exclusively for the operation of their machines and equipment. All other uses are excluded from consideration (hygienic, decorative, etc.).

Costa Salguero Center has access points to facilities for the provision of running water and drainage on the pavilion floor.

The installation and connection of this service will be carried out by the staff of Costa Salguero at the expense of the exhibitor and must be carried out only on the level of the pavement without breaking it and in those Stands in which it is not necessary to cross aisles.

All requests for water and drainage must be approved before installation and any additional equipment for the same will be the responsibility of the exhibitor.

Exhibitors who decide to exhibit items incorporating moving water may do so, by using closed fluid conduction circuits.

For the connection to the network, there must be a  $\frac{3}{4}$ " male threaded connector, suitable pressure pipe of 5 Kg/cm<sup>2</sup> from the connection to the network, to a stopcock to be placed in an accessible place, double clamps on all accessories up to the stopcock or screw connectors.

**THE COST WILL BE \$9,800  
(EIGHT THOUSAND FIVE HUNDRED PESOS)+VAT**

### Fire Prevention Regulations

The storage, use, or display of flammable, explosive, or radioactive items is not allowed in the Exhibition Hall. Vehicles may be displayed only after the fuel tank has been emptied and battery cables have been disconnected.

### Fireproof treatment

In the supposed case of the use of fabrics, carpets or materials with similar characteristics, before the entrance of said materials to the Exhibition Venue, the Exhibitor must show the updated certificate of the fireproofing process thereof. Said

certificate shall be approved by INTI (as regards the retardant product and the testing processes on the material), which shall comply with Level 1 certification. Likewise, if the fireproofing treatment is carried out on the premises, the certificate of the process shall be submitted.

Submission of the certificates is required both for the cases of materials whose fireproofing process was given from the manufacture of the raw material (spinning, fibrillation, etc.) and for those that will be made superficially after its manufacture, i.e. projecting or spraying the fireproofing dilution on the material; in such case, a fireproofing certificate signed by a registered safety and hygiene technician or licensee shall also be submitted, detailing the treated surface and certifying the correct dilution and application of the material, as well as the proof of purchase of the product. In the event where the elements had a fireproofing process from the origin, the certificate shall be accompanied with the relevant proof of purchase and manufacturing series of the element that certifies that such material has the characteristics stated in such certificate.

If the product is not of national manufacture, the corresponding homologation with INTI shall also be submitted.

The same criterion may be required for any other element that due to its characteristics or fire load implies a certain risk.

## STAND MAINTENANCE AND MERCHANDISE RESTOCK

---

During the event, from June 6 to 9, 2022, maintenance and restock of the stands must be carried out in the morning, between 11:30 and 13:00 p.m., only by previously authorized personnel with Exhibitor's or Stand Personnel's credentials.

### Storage of materials

La Rural does not have an appropriate place to store materials. Unexhibited material, boxes, assembly materials, etc. must be removed from the pavilion before 12:30 on the day of the beginning of the Exhibition.

## PARKING

### ENTRY AND EXIT OF PRODUCTS FOR THE STAY OF ASSEMBLERS

A special ticket will be sold to the Assemblers, which will allow them to enter and leave as many times as they wish during the 24 hours a day. This may be purchased on the same day of assembly or disassembly of the Stands at the cashier's desk in the Central Hall of the parking lot (Green Sector).

Only the receipt or credential of Assembler and/or Assembly of said exhibition shall be presented, which will be delivered by the Organization of the Exhibition.

To acquire the aforementioned credential and/or special tickets, go directly to the La Rural parking lot located on Sarmiento Av. 2704 from 10:00 a 20:00. Telephone and e-mail reservations are not accepted.

Entrance and exit of products for the exhibition must be carried out by Colombia and Sarmiento Av. during 24 hours or by Cerviño 4476 with an entrance, from Monday to Saturday from 8:00 a 19:00, Sundays and holidays from 12:00 to 19:00hs.

Exhibitors will be fully responsible for the delivery and removal of products from their Stands; therefore we recommend that this be in charge of a person representing the company and who is present at the Stand.

The Exhibitor is obliged to receive all shipments, boxes and goods in general, through the loading and unloading areas of the venue. MBG & EVENTS S.A. shall not be liable for receiving packages, equipment, furniture, materials, loads or shipments.

After unloading the products, the trucks or vehicles must leave the loading area to go to the parking area.

For the purpose of operating in the loading and unloading of materials for the assembly of Stands, the company determines a time WITHOUT CHARGE of:

- AUTOMOBILES: Thirty minutes (0:30)
- TRUCKS and similar: One hour thirty (1:30)
- TRUCKS, up to 3 tons: Two hours thirty (2:30)

Once this period has expired, a charge will be made per minute or fraction of ten minutes.

### PARKING FOR EXHIBITORS

#### EXHIBITORS WILL BE SOLD ONLY ONE (1) CARD PER EXHIBITOR

#### COMPANY, WHICH WILL ALLOW THEM TO ENTER AND EXIT DURING 24 HOURS

Said CARD will have a minimum sale which will be for the number of days the exhibition is open.

To acquire the magnetic card, please go directly to the parking lot of La Rural located at Sarmiento Av.

2704 from 10:00 to 20:00 at the cashier's desk in the Central Hall of the parking lot (Green Sector). A note on letterhead of the firm or company shall be submitted without exception.

Payment shall be made in advance, in cash or check, (payable to the order of Fideicomiso Ogden Orden Bapro Mandatos y Negocios S.A.) and may be purchased only until the LAST DAY OF ASSEMBLY. We do not accept reservations by telephone or e-mail.

For any inquiry, please contact us:

P: (54 11) 777-5500 (Extention 1 1107)

## DISASSEMBLY

1. The entrance to the disassembly will be thirty minutes after the closing of the exhibition.
2. Exhibitors must remove all elements such as computers, LCD and personal items, from the beginning of the exhibition, for safety reason
3. Surplus materials shall be removed by the Exhibitor.
4. Exhibitors shall deliver the lot in the same condition in which it was delivered.
5. Any damage to the lot will be repaired at the Exhibitor's expense.
6. Exhibitors will be given the disassemble circular on the second day of the exhibition.

## ACCESSIBILITY RULES FOR DISABLED PEOPLE

This document is based on Law 962 “Physical Accessibility for All” and the “Universal Design Practical Manual” issued by the Government of the City of Buenos Aires and COPIDIS.

### ACCESS RAMP

In stands with a floor level equal to or greater than 2 cm high, a ramp must be placed with a width of no less than 0.90 m to allow access for people with permanent or temporary disabilities and/or reduced mobility.

Ramps should have a slope no greater than 10%. In cases of slopes longer than 2 meters, the Construction Management will evaluate the placement of railings. Slopes less than 3% are exempt from the placement of railings regardless of their length.

1. Free width: minimum 0.90 m / maximum 1.20 m.
2. Flooring: non-slip, flat surface.

### 3. INTERMEDIATE LANDINGS: RAMP SECTIONS MAY NOT EXCEED 6.00 M IN HORIZONTAL PROJECTION.

### AREA OF ATTENTION TO PEOPLE WITH PERMANENT OR TEMPORARY DISABILITIES:

#### FURNITURE:

The design should be flexible and functional, with movable partitioning and furniture elements that can be readapted and recycled according to the needs of the moment. No excessive compartmentalization is suggested, in order to facilitate movement through this space.

In the cabinets there should be free circulation and maneuvering space for all users to move around.

Glass partitions are not considered adequate since they create difficulties of vision due to reflections. If they are used, they must be adequately treated and signposted for detection.

Public service areas must have at least one accessible point with a counter or desk with a height of up to 0.85 m, a width of 0.80 m and a free space below of no less than 0.70 m, so that people in chairs or of short stature can sit comfortably.

1. The distance between work tables should be sufficient to facilitate movement and activity for staff and visitors.
2. Cabinets and lockers should be located at a height that is accessible to people of small stature, who are seated or use wheelchairs.
3. They should not have sharp edges, rounded shapes being advisable.
4. They should have a sufficient chromatic contrast with respect to the environment, to facilitate their location for all people, especially for those with visual impairments.

### PRODUCT DISPLAY

Product display areas shall be located at a height that can be visually accessed by a person in a wheelchair or

of short stature. Likewise, the explanatory or descriptive texts of the products exhibited must be located in the same way in order to be comfortably visualized by people with this disability.




### CIRCULATION INSIDE THE STAND

**En caso de stands cuya exhibición de productos** In the event of stands where the exhibition of products are exhibited from inside the space and require an internal route for the visiting public, it must be taken into account that such itinerary must be accessible for people with disabilities, and there must be no elements that hinder the passage or alter the surface of the floor (perforations or poorly passable finishes). It should be taken into account that the minimum width of circulation for wheelchair users is 1.20 to 1.50 m., being the placement of ramps at the beginning and end of the path optimal.

In cases where, due to the size of the lot, this free circulation inside the stand cannot be foreseen, the products must also be exhibited from the outside of the stand in order to allow them to be viewed by PcD from the general circulations of the fair.





## LOCATION OF POSTERS

Posters shall be placed in places that are well lit at any time of the day, ensuring that the lighting itself does not create shadows or reflections throughout the building and shall be fixed in such a way that neither the sign nor its support pose a risk.

Obstacles shall not be placed in front of the signs, nor shall they be protected with glass or other elements, since these, on the one hand, make it difficult to locate them and, on the other hand, impede their approach and reading.

They should be located within everyone's reach (easy access height for wheelchair users, children, etc.).

Those that are located on a banner or on bases should extend their ends to the pavement in all their dimensions.

If they do not extend to the floor, a horizontal bar shall be placed between their legs at a maximum height of 25 cm, its color shall contrast with the surroundings and its elements shall be blunt.

In no case shall the banner be fixed to the pavement starting from the central area of the banner.

They shall be placed outside the pedestrian route or transit areas, parallel (never perpendicular) to the direction of movement and, if possible, adjacent to the wall or surface.

Hanging indicators shall be avoided, due to the impossibility of approaching and interacting with them. If this is the only possible option, it shall be taken into account that the lower part of them shall be located above 2.20 m.

## THIRD PARTY LIABILITY COVERAGE

---

The exhibitor shall be solely liable for damages caused to their personnel to visitors to the Exposition who are inside his/her Stand and/or their things or goods of any nature by robbery, theft, fire, lightning, storm, explosion, hail, water penetration, humidity, floods and leaks, accident, civil commotion, sabotage or other causes whatever their cause and origin, and shall also be liable for damages and/or personal injuries caused inside and outside his/her Stand by his/her personnel and/or things he uses or has under their care. Consequently, the exhibitor is obliged to insure himself against all risks by taking out a Civil Liability Policy, the amount of which is shown below\*\* with an deductible of U\$S 2,500 (two thousand five hundred dollars), with MBG & Events S.A. and LA RURAL S.A. as additional insured parties. Furthermore, the Exhibitor undertakes that the Insurance Policy contracted shall be extended from 02/06/22 TO 11/06/22 inclusive.

The exhibitor shall prove to the Organizer, before MAY 18, 2022, the contracting of a valid policy for Civil Liability, which risks covered and insured amounts equal or exceed those of the aforementioned policy.

\*\*Amount to cover, according to Stand m2

**0 a 50m<sup>2</sup> U\$S 150.000**

**51 a 200m<sup>2</sup> U\$S 500.000**

**Más de 201m<sup>2</sup> U\$S 1.000.000**

### **Liability Insurance Provider**

**C:** Gonzalo Vidal Raffo

**T:** 4849-9200 int 165

**C:** +54 11-4948-9907

**M:** gvidalraffo@unibroker.com.ar

The Organizer will transfer to the exhibitors the amount of the damages that their stand builders, trucks and/or freight from their companies and those who on their own or on account of its stand builders, may cause the permanent and/or temporary installations of LA RURAL

S.A. and/or supplied by the Exhibition.

MBG & Events S.A. shall not be liable for any damage that may be caused to the exhibitor by deficiencies in the lighting and power installations, drains, etc.; the exhibitor is obliged to install protection and safety devices for the exhibited equipment. The Organizer shall not be held responsible for any interruption of these services due to any fact and/or event beyond its control.

The Organizer will provide general security personnel, responsible for the order and care of unforeseen events, and will not be responsible for thefts and robberies that occur inside the Stands. During the hours of closure to the public, no other personnel than the aforementioned security personnel and the security personnel hired by the exhibitor with the written authorization of the Organizer may remain inside the exhibition premises.

Surveillance personnel under the exhibitor must have special credentials that will be delivered by the Organizer upon request, in writing, stating the name and ID number of those who will cover such service, the exhibitors must contract the official company that performs the general security of the exhibition.

### **CUIT MBG & Events S.A.**

30-68149541-6

### **CUIT LA RURAL S.A.**

30-69758304-8

*Policies issued abroad shall not be accepted.*

## ART COVERAGE / PERSONAL ACCIDENT INSURANCE

This required insurance is intended to cover accidents occurring within the premises on the occasion of the event and which may happen to the persons listed as excluded from the Civil Liability coverage. This is the case of personnel hired for assembly, disassembly or other tasks performed within the premises.  
**Characteristics of the coverage requested**

The occupational risk insurance requested must comply with the following guidelines:

- When the affected personnel are in a work relationship, the employer is responsible for the insurance (ART coverage, through the payment of social security contributions). In this case, the Organizer shall request proof of coverage issued by the employer's insurance company and shall verify its validity.
- When the affected personnel is not an employee, he/she shall take out a Personal Accident Insurance for a sum insured for death or total disability of one million pesos (\$1,000,000.00) and fifty thousand pesos (\$50,000.00) for medical and assistance expenses.

**All certificates submitted (ART/SAP) must include the non-repetition clause in favor of La Rural S.A. and MBG & Events S.A.**

**Remember that these credentials are personal and non-transferable.**

It should be mentioned that the amounts of coverage requested are equivalent to the risks covered by an ART, so that all insured participants for the same event will have equivalent coverage.

In order to have an adequate coverage, La Rural S.A. may reject insurance coverage issued by companies that do NOT meet the following requirements:

Be authorized to operate within the Argentine Insurance Market and under the supervision of the Superintendencia of Insurance.

### Contracting Methods

A) For personnel who are employees of the organization or of the companies contracted by it, the simple presentation of the payroll declared to the Labor Risk Insurance Company (ART) shall suffice. It is worth remembering that this insurance is mandatory for the personnel linked under any of the forms of employment relationship.

B) For those who are not included in the above description (this is the case of self-employed workers, single-employed workers, hired workers, or those who

perform tasks that require entry to the premises), the contracting of a Personal Accident Policy shall be necessary for them. It is intended to cover the same risk as the ART for this group of people (see minimum and compulsory sum insured)

### PERSONAL ACCIDENT INSURANCE PROVIDER

#### UNIBROKER

C: Gonzalo Vidal Raffo

T: 4849-9200 int 165

C: +54 11-4948-9907

M: gvidalraffo@unibroker.com.ar

In order to pick up the credentials at the venue, a copy of the ART or Personal Accident Insurance certificate must be submitted with the Exhibitor Service Office of MBG & Events. This measure must be completed for each person entering during assembly and disassembly as well as during the exhibition.

If they do not comply with these requirements, they may not access the Venue. Without exception.

**Policies issued abroad shall not be accepted.**

#### Health Record Card.

#### Personnel involved in food handling

All personnel destined or affected to handle food must have, in addition to the points described above, their corresponding ORIGINAL HEALTH CARD from the AUTONOMOUS

CITY OF BUENOS AIRES in order to enter the premises to carry out such activities.

Food handling personnel is understood as any person who performs, within the premises, tasting tasks, table service (waiters) and/or dispatch service and/or food preparation either in stands and/or temporary gastronomic positions (e.g.: grills, hot dogs, coffee, fast-food, restaurants, etc.) or temporary catering services (e.g.: cocktails, coffee breaks, lunches, dinners, etc.).

Should any personnel not meeting this requirement be found to be performing any of the tasks described above, despite being accredited, La Rural S.A. shall make use of its right of admission and stay and shall request them to leave the premises until such situation is regularized, without prejudice to any claim, both from the individual and from MBG & EVENTS S.A.

## CREDENTIAL APPLICATION

The above mentioned documentation must be submitted online with the Exhibitor's area before May 18, 2022.

### a) Exhibitor's Credentials:

These credentials will be destined to the directors and executives of the exhibiting company. These credentials enable entrance during the Assembly, Exhibition, Merchandise replacement and disassembly.

### b) Stand Personnel Credentials

These credentials will be destined to the employees of the exhibiting company (salesmen, maintenance technicians, etc.) and/or eventual hired personnel (promoters, caterers, etc.). These credentials enable their holder to enter during assembly, exhibition, merchandise replacement and disassembly..

### c) Assembly/Disassembly Credentials

These credentials will be destined to all personnel involved in the assembly and/or disassembly of the Stand.

These credentials are only valid for entry on the days of Assembling and Disassembling of the Exhibition.

The use of helmets is mandatory as a safety measure during the entire assembly and disassembly period.

## CREDENTIAL DELIVERY

WEB PRINTING OF CREDENTIALS	Pick up at the venue: La Rural	
<p>All credentials can be printed from the web when the information provided is approved and pending payments are paid.</p>	<p><b>Assembly / Disassembly</b>  <b>Credentials can be picked up directly at La Rural on June 02nd from 14:00 to 18:00hs, from June 03rd to 08th from 9:00 to 17:00hs.</b></p> <p><b>Assemblers:</b>  <b>Colombia and Sarmiento.</b></p>	<p>xhibitors / Stand Personnel</p> <p>They may be able to pick them up directly at La Rural on June 2nd from 14 to 18:00 from June 3rd to June 5th from 9:00 am to 17:00, and on June 6th from 8:00 to 13:00.</p> <p>They will be delivered in Pavilion 9 (next to the entrance of Sarmiento 2704).</p>

## FILMING AND PHOTOGRAPHY

---

The Organizer may take photographs of all kinds for internal use or general publication. The Exhibitor may only take photographs of his/her Stand with its own

personnel and with the authorization of the Organizer.

## PROHIBITIONS

---

- All pyrotechnic effects that generate sound detonations, sparks, flames, smoke, vapors or similar are prohibited.
- The introduction and carrying of all kinds of firearms, blunt, electric, aerosol or sharp weapons is prohibited, except for security personnel who are authorized to do so, and who are duly authorized by the Organizer.
- The use of stoves, grills, carafes, fuel gases, etc. is prohibited.
- It is forbidden to smoke inside the facilities (Assembly, Exhibition and Disassembly) and to drink alcoholic beverages, both in Assembly and Disassembly
- The entrance of animals is strictly forbidden.

## A LOS EXPOSITORES EXTRANJEROS

---

Those exhibitors from foreign countries that require work authorization (VISA - work permit) to enter Argentine territory, are informed that MBG & EVENTS can manage this procedure with additional costs, as long as the necessary documentation is provided. in time and form.

The ORGANIZER is not responsible for the result and/or resolution of this procedure.

The company does not grant an invitation letter for visitors, in the event that an exhibitor enters as tourist and work in the exhibition runs the risk of being deportee.

It does not matter what nationality the person is or with which passport you enter the country, in all cases

They must apply for permission to work.

**Para mayor información sobre la documentación necesaria que tendrá que presentar por favor envíe un mail a [andrea.pobersnik@mbgevents.com.ar](mailto:andrea.pobersnik@mbgevents.com.ar)**

## OFFICIAL SUPPLIERS

The only companies authorized to work within the premises are those authorized by La Rural S.A. through its list of official suppliers.

No other company that is not authorized by LRSA may enter the Venue. Suppliers authorized for this purpose are:

### Servicio de Catering

AZULADO (AZULADO S.A)

Contacto: Vanesa Camozzi

Tel.: 4777-5777

Cel.: 15-5247-9815

E-mail: [info@azuladosa.com.ar](mailto:info@azuladosa.com.ar)

Web: <http://www.azuladosa.com.ar/>

BERTAGNI (GB CATERING S.R.L)

Contacto: Gabriela Bertagni

Tel.: 4865-5800

Cel.: 15-6789-3370

E-mail: [info@gabrielabertagni.com.ar](mailto:info@gabrielabertagni.com.ar)

Web: <http://www.gabrielabertagni.com.ar/>

FAENA (EL PORTEÑO APARTEMENTS LLC SUC. ARG.)

Contacto: Natalia Medownik

Tel.: 4010-9000

Cel.: 15-5976-9842

E-mail: [nmedownik@faenahotels.com](mailto:nmedownik@faenahotels.com)

Web: <http://www.faena.com/buenos-aires/es/meeting-events/>

EAT (EAT S.A)

Contacto: Tommy Pelberguer

Tel.: 4727-2024

Cel.: 15-5248-3832

E-mail: [info@eatcatering.com.ar](mailto:info@eatcatering.com.ar)

Web: <http://www3.eatcatering.com.ar/>

NOVECENCO (BAEZ 199 S.A)

Contacto: Salomé Di Dio

Tel.: 3324-8724

Cel.: 15-3438-0805

E-mail: [info.catering@novecentobistro.com](mailto:info.catering@novecentobistro.com)

Web: <http://www.novecentocatering.com/>

SOBERBIO (TAILLEVENT S.A)

Contacto: Stefania Fernández

Cel.: 15-6742-2043

E-mail: [ventas@soberbiocatering.com](mailto:ventas@soberbiocatering.com)

Web: <https://soberbiocatering.com/>

FAVA (BEATRIZ FAVA S.R.L)

Contacto: Inés Frers

Tel.: 4587-3570/3568

Cel.: 15-5865-2766

E-mail: [ines@favacatering.com.ar](mailto:ines@favacatering.com.ar)

Web: <https://www.favacatering.com.ar/>

SCHUSTER (C.A.S.S.I.C. S.A)

Contacto: Carlos Schuster

Tel.: 4544-4424

Cel.: 15-5248-1168

E-mail: [info@schuster-catering.com](mailto:info@schuster-catering.com)

Web: <http://www.schuster-catering.com/>

LOS PETERSEN (SAN ISIDRO COCINAS S.R.L)

Contacto: Florencia Musi

Tel.: 6420-1108

Cel.: 15-5725-4932

E-mail: [florenciam@petersencocineros.com.ar](mailto:florenciam@petersencocineros.com.ar)

Web: <http://www.petersencocineros.com.ar/>

GAURÍ (CATEYCO S.A.)

Contacto: Maria Eugenia Arredondo

Tel.: 48031235

Cel.: 1155663626

E-mail: [info@gauricatering.com.ar](mailto:info@gauricatering.com.ar)

Web: <https://www.gauricatering.com.ar/>



**Las empresas expositoras sólo podrán ingresar alimentos envasados y snacks. Todo alimento elaborado deberá contratarse con los proveedores autorizados por el Predio.**

**STAND BUILDER**

Enterprise Argentina

Pablo C Simón

e.showargentina@gmail.com

Cel. 0054119.6397.0340

Oficina: Av. Nazca 3257 Piso 5 - CABA - Argentina

www.enterprise-show.com

**CUSTOMS BROKER**

BTG ARGENTINA

Laura Anchava

laura@btg-argentina.com

Mobile +54(9-11)2671-2233

Hobbit - Worldwide Logistics S.A.

Ing. Edmundo M. Tombeur

etombeur@hobbit.com.ar

Phone & WhatsApp + 54 9 11 5249 5452

**WIRED INTERNET AND WI-FI (EXCLUSIVE PROVIDER)**

LA RURAL, SERVICIOS FERIALES

wifi@larural.com.ar

4779-5072

**HANGED**

ILUMINEXPO

Julián Cerruti

15-4992-9070

info@iluminexpo.com.ar

**CLEANING**

HIGIA LIMPIEZA

Penón Adriana

15-2412-1275

adriana.penon@higialimpieza.com

**SECURITY**

ROAD

Martin Coldsina

15-4939-6811

martinc@roadseguridad.com.ar

info@roadseguridad.com.ar

## OFFICIAL CATALOG

---

Verify that your company is listed in the Argenplás 2022 Official Catalogue.

This contains the complete list of Exhibitors, List of Products, Exhibition Floor Layout, Program of Talks and Special Activities and any other useful information for all Exhibition attendees.

The Catalog is distributed to all visitors, exhibitors and representatives of the press to be used throughout the year as a reference guide, in addition to being consulted, on average, more than seven times per day during the Event. All exhibitors are entitled to a 50-word description to be included in the Catalog to publicize their company.

Remember that the Official Catalog is written in Spanish.

**Important: Complete and send Form N° 1 before the deadline date (May 10, 2022) to [info@emmafiorentino.com.ar](mailto:info@emmafiorentino.com.ar) Otherwise, the data contained in your contract will be included in the Catalogue.**